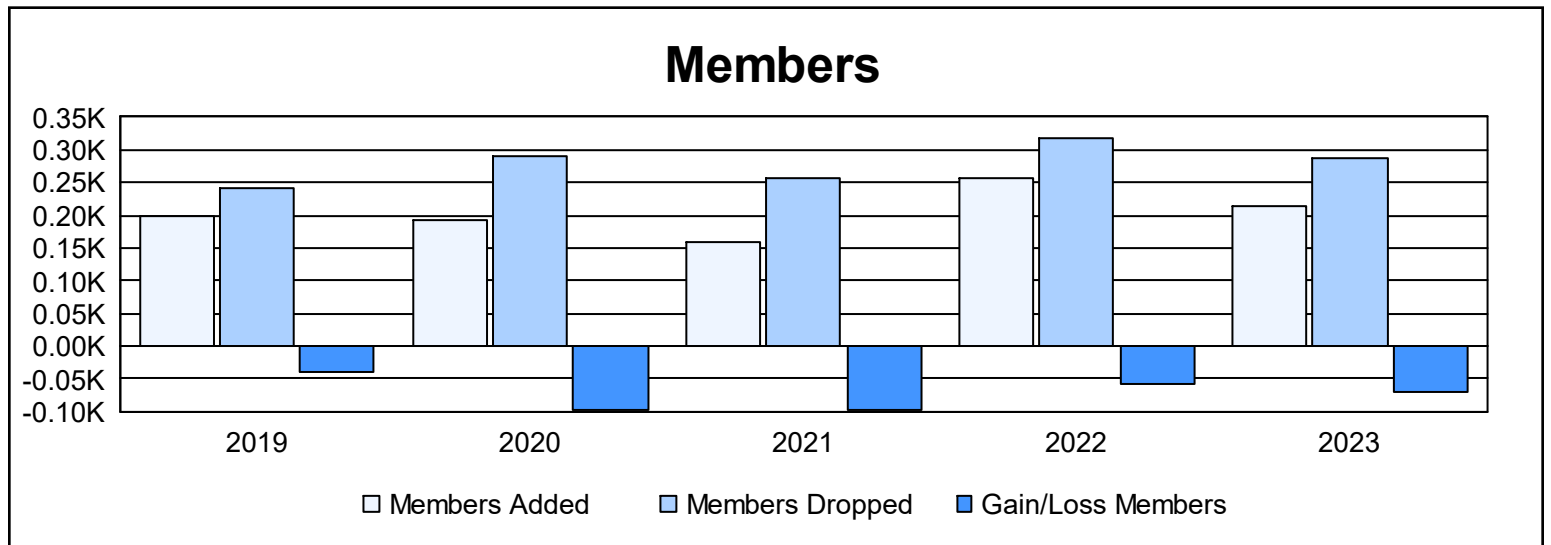
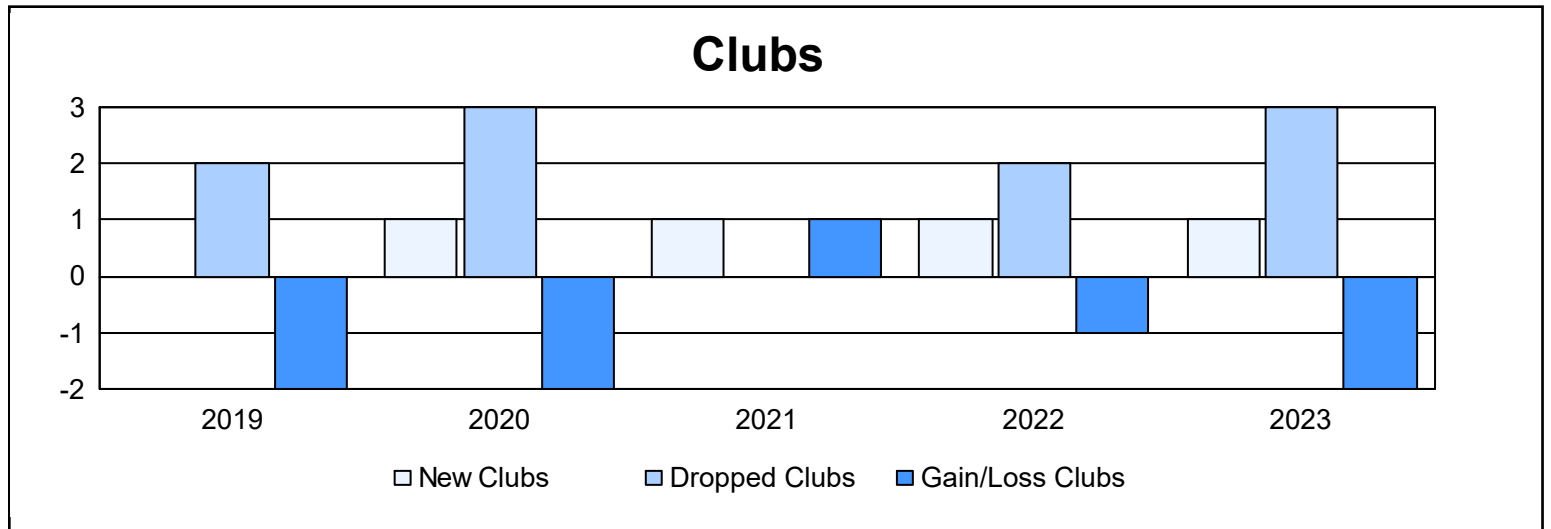
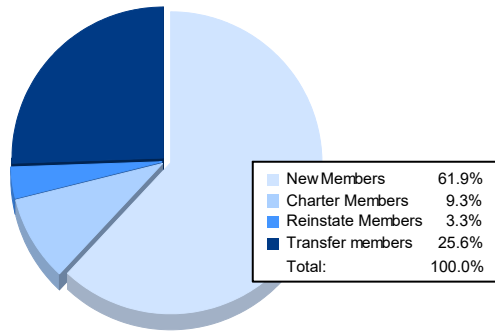


Year	New Clubs	Dropped Clubs	Gain/ Loss Clubs	New Members	Charter Members	Reinstate Members	Transfer Members	Total Member Added	Total Members Dropped	Gain/ Loss Members
2018-2019	0	2	-2	170	1	11	18	200	240	-40
2019-2020	1	3	-2	130	21	8	35	194	290	-96
2020-2021	1	0	1	105	29	10	15	159	258	-99
2021-2022	1	2	-1	193	22	6	37	258	317	-59
2022-2023	1	3	-2	133	20	7	55	215	286	-71
<b>Average</b>	<b>1</b>	<b>2</b>	<b>-1</b>	<b>146</b>	<b>19</b>	<b>8</b>	<b>32</b>	<b>205</b>	<b>278</b>	<b>-73</b>



### Membership Composition June 2023 Cumulative



### Gender Composition June 2023 Cumulative

